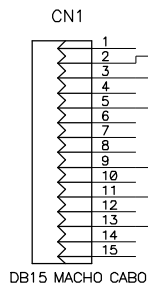


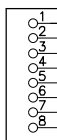
PINO	FUNCAO	IDENTIFICACAO
2	Alimentacao Comum (-)	PR
3	Tensao Plasma VPLS+	MR
5	Tensao Plasma VPLS-	LR
9	Alimentacao (+24V)	VM
13	Aciona Comando	AM
11	Saida PNP +24 Vcc	VD

PONTOS DE FIXACAO COM ATERRAMENTO

PLACA SENSOR OHMICO /
DIVISOR OHMICO



CN2



cabo flexivel # 1 mm

cabo flexivel # 0,5 mm

cabo flexivel # 0,5 mm

TOCHA PLASMA

capa da tocha

Habilita IHS

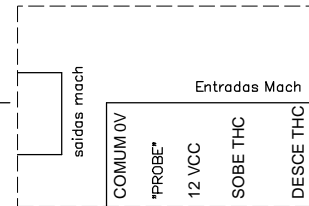


R1
2K2/0.25W

FONTE PLASMA

WORK
ELETRODO

CNC MACH3



PLACA CONTROLE DE ALTURA

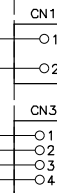
ITR00308A REV 3

+24V



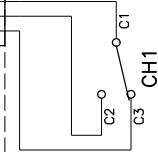
VPLS+

VPLS-



VPLS+

VPLS-



Title INTERLIGACAO PLACAS DE CONTROLE X MACH3 X PLASMA		
Size A3	Number	Rev 1
Date 12/01/2012	Drawn by	
Filename WELLINGTON	Sheet 1 of	1